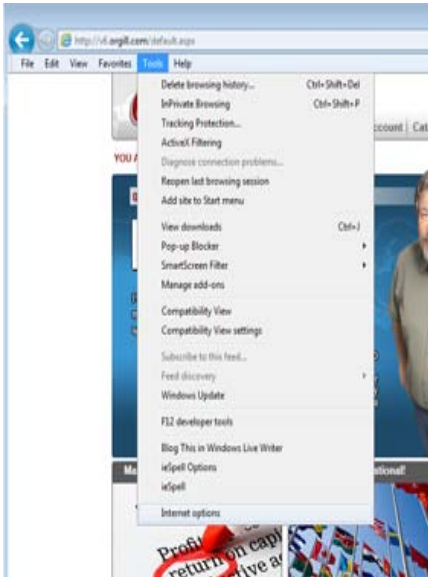


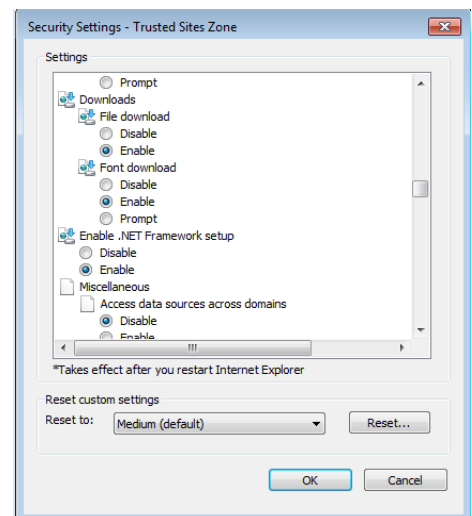
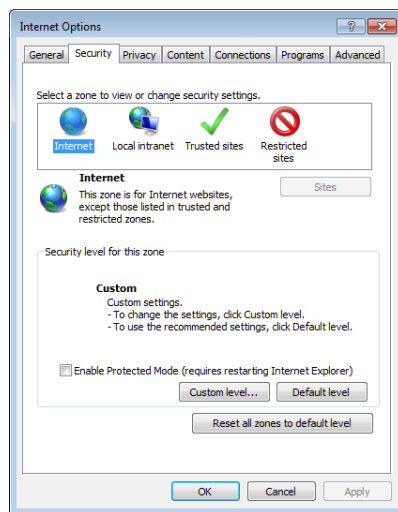
I get a window that briefly opens and goes away when I try to download a Excel file.

There are some default settings in Microsoft Internet Explorer that need to be changed. These are changed in the Internet Options Area. Internet Options can be accessed from many areas on your windows computer, and it depends on what version of the Windows Operating System, and what version of Internet Explorer you are running as to where Internet options is located.

In Internet Explorer look for a TOOLS Menu option at the top. If there is not a list of menus along the top, hit the Alt key on the keyboard. This should make the Menu Bar visible at the top.



1. Click on Internet Options
2. Click on the Security Tab at the top of the window that opened.
3. Click on the Internet Icon in “Select a zone to view or change security settings.” Box.
4. Click on the Custom Level button in the “Security level for this zone” box. Another window will open.
5. Scroll Down to find the major heading DOWNLOADS
6. If you have “Automatic prompting for file downloads”, select the radio button next to Enable.
7. File Down should be checked next to Enable
8. Click OK



Pop Ups will need to be allowed for Orgill.Com

1. Select the Privacy Tab
2. Click the Settings button in the Pop-up Blocker section.
3. If Orgill.com is not in the box “Allowed Sites:” type Orgill.com in the box “Address of website to allow:” and click Add
4. Click Close
5. Click Okay
6. Shut down Internet Explorer and reopen.

